

# Pura

## 55×36 swirlflush



Wc  
55×36 cm  
30,5 kg



swirlflush®



extraglaze®antibacterial



quickrelease



softclose

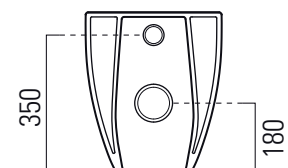
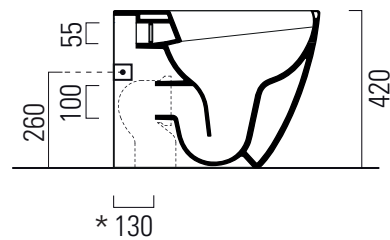
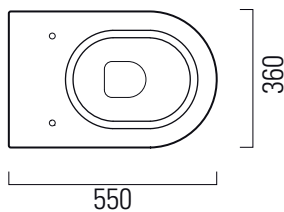
Wc predisposto per scarico a parete oppure traslato a pavimento tramite curva tecnica con sistema di scarico **Swirlflush®**.

Back to wall Wc with wall or floor adjustable flush system (through a pipe fitting) outlet with **Swirlflush®** system.

Colori - Colours	Codici - Codes	Fori - Tapholes
○ Bianco lucido - White glossy	889011	-
● Agave	889004	-
● Ardesia	889026	-
○ Bianco opaco - Matte white	889009	-
● Blush	889024	-
● Cenere	889017	-
● Creta	889008	-
● Ghiaccio	889015	-
● Tortora	889005	-


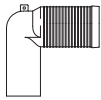
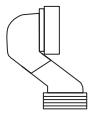
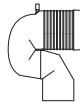

### Note

- 1 - Non è consigliato l'impiego di cassette di scarico esterne, impianti dotati di rubinetto flussometro e cassette h 82/83cm.  
We do not recommend the use of external flushing cisterns, systems endowed with flushometer valves and flushing cisterns h82/83cm.
- 2 - Extraglaze solo per smaltatura lucida  
Extraglaze only for glossy glaze
- 3 - Kit fissaggio a scomparsa art. FISSVBT obbligatorio  
Concealed fixing art. FISSVBT required



# Pura

## 55×36 swirlflush

Raccordi di scarico Flushing connections	Codici Codes	Interasse Distance
	MCURVA	* 130 mm
	MCURVA90	* 60-120 mm
	MCURVASR	* 195 mm
	MCURVAS	* 165-210 mm
	MCURVAR	* 140-150 mm

### Testato con i seguenti dispositivi di scarico | Tested with the following flushing mechanisms

GEBERIT art. 109.770.00.1 h1060mm - OLI 74 plus h1050mm - VALSIR Winner S h1140mm - VALSIR Tropea S h1060mm -  
 VALSIR Cubik S h1060mm - VIEGA art. 771 904 h1000mm - VIEGA art. 771 904 h920mm - TECE BOX art. 9041012 h1060mm  
 GEBERIT art. 109.790.00.1 h1045mm GROHE art. 38863 h1045 - TECE Box Octa h1075 art. 9370500