

Sand

55×37 swirlflush



Wc
54,5×37 cm
26,7 kg

WC predisposto per scarico a parete oppure a pavimento tramite curva tecnica, con sistema di scarico **Swirlflush**®

Wall wc with or floor outlet (through pipe fitting), with **Swirlflush**® system.





swirlflush®



extraglaze antibacterial®



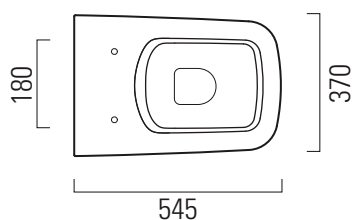
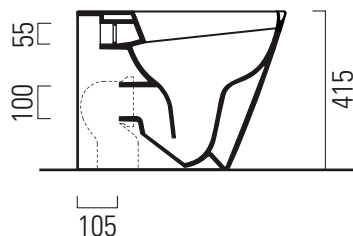
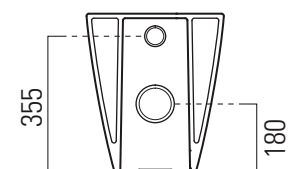
quickrelease





softclose

Colori - Colours	Codici - Codes	Fori - Tapholes
<input type="radio"/> Bianco lucido - White glossy	9010 11	-

Non è consigliato l'impiego di cassette di scarico esterne, impianti dotati di rubinetto flussometro e cassette h 82/83cm.
 We do not recommend the use of external flushing cisterns, systems endowed with flushometer valves and flushing cisterns h82/83cm.



Raccordi di scarico - Flushing connections	Codici - Codes	Interasse - Distance
	MCURVA	* 105
	MCURVA90	* Da 60 a 70 mm * From 60 to 70 mm

Testato con i seguenti dispositivi di scarico | Tested with the following flushing mechanisms
 GEBERIT art. 109.770.00.1 h1060mm - OLI 74 plus h1050mm - VALSIR Winner S h1140mm - VALSIR Tropea S h1060mm - VALSIR Cubik S h1060mm
 VIEGA art. 771 904 h1000mm - VIEGA art. 771 904 h920mm - TECE BOX art. 9041012 h1060mm - GEBERIT art. 109.790.00.1 h1045mm