

# Modo

## 52×37 swirlflush



Wc  
52×37 cm  
23,2 kg

WC SOSPESO swirlflush con sistema di fissaggio dal basso.

WALL-HUNG WC swirlflush installation with concealed fastening.





swirlflush®



extraglaze® antibacterial



quickrelease

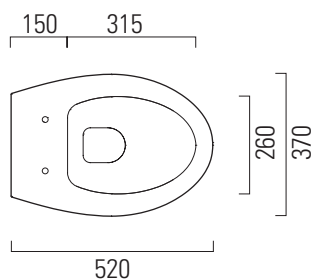
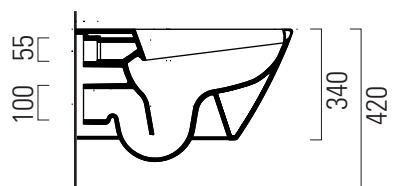
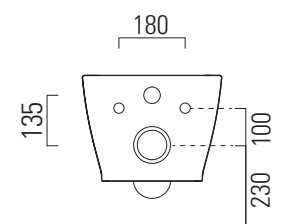


softclose

Colori - Colours	Codici - Codes	Fori - Tapholes
○ Bianco lucido - White glossy	981611	
◐ Bianco opaco - Matte white	981609	
● Ardesia	981626	
● Creta	981608	

**Note**

- 1 - Non è consigliato l'impiego di cassette di scarico esterne, impianti dotati di rubinetto flussometro e cassette h 82/83cm.  
We do not recommend the use of external flushing cisterns, systems endowed with flushometer valves and flushing cisterns h82/83cm..
- 2 - Extraglaze solo per smaltatura lucida  
Extraglaze only for glossy glaze



**Testato con i seguenti dispositivi di scarico | Tested with the following flushing mechanisms**

GEBERIT Duofix SIGMA 8 cod. 111.795.00.1; GEBERIT Duofix SIGMA 8 6/3 L cod. 111.697.00.1; GEBERIT Duofix SIGMA 8 4,5/3 L cod. 111.698.00.1; GEBERIT Monolith cod. 131.031.SL.1; GEBERIT Monolith cod. 131.021.SL.1; GEBERIT Combifix 12 cod. 110.358.00.5; GEBERIT Combifix 12 cod. 110.366.00.5; OLI 74 Plus S80 cod. 187649 pneumatico; OLI 74 Plus S80 cod.601803 meccanico; VALSIR Tropea S S90 cod. VS0858252; ReF Optline; TECE Square cod. 9.300.000; TECE Box Octa 8 cm cod. 9370501; VIEGA Eco Plus cod. 704070; VIEGA Eco Plus cod. 606664; GROHE Rapid SL cod.38528001 VIEGA Prevista Pure 8 cm cod. 8513; GEBERIT 111.300.00.5 (testato con riduttore di flusso - tested with flush reducer)