


# Norm\_Pura\_Kube X

45×36,5



Sedile  
Seat & cover  
46×36,5 cm  
2,7 kg

Sedile in resina termoindurente  
Seat & cover in thermosetting resin.

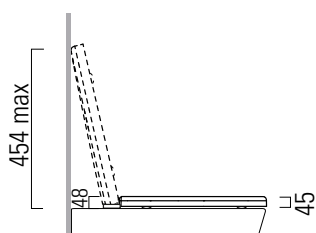
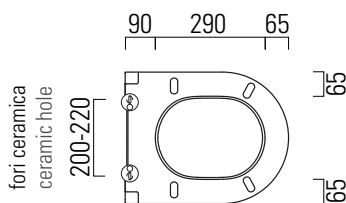
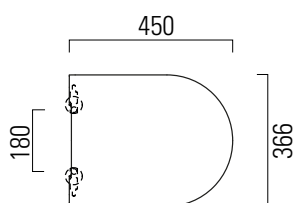


quickrelease



softclose

Colori - Colours	Codici - Codes	Fori - Tapholes
○ Bianco lucido - White glossy	MS86N11	-
○ Bianco lucido - White glossy	MS86CN11	-
○ Bianco opaco - Matte white	MS86CN09	-



---

## Cura e manutenzione

Per le consuete operazioni di pulizia usare esclusivamente acqua e detersivi al sapone. **Non usare detersivi abrasivi, acidi o clorati come candeggina o ammoniaca.**

Sciacquare ed asciugare accuratamente per mantenere il copriwater e le sue componenti durevoli nel tempo.

Se si utilizzano prodotti aggressivi o disincrostanti per la pulizia del wc **non lasciarli mai agire con il copriwater chiuso**. Durante l'azione di tali detersivi si consiglia di tenere il copriwater aperto richiudendolo solo quando la loro azione sarà terminata e sarà stato effettuato almeno un ciclo di risciacquo del water.

## Care and maintenance

Use only water and soapy detergents for routine cleaning. Do not use abrasive, acidic or chlorinated detergents such as bleach or ammonia.

Rinse and dry thoroughly to make the toilet seat and its components longer lasting.

If aggressive products or descaling agents are used to clean the toilet, never leave the seat cover closed while they are working. We suggest keeping the toilet seat open until their work is complete and the toilet has been flushed at least once.

## Pflege und Instandhaltung

Für die normale Reinigung ausschließlich Wasser und seifenhaltige Reinigungsmittel verwenden.

**Keine scheuernden, säure- oder chlorhaltigen Reiniger, wie Bleiche oder Ammoniak verwenden.**

Sorgfältig abspülen und trocknen, um eine lange Lebensdauer des Toilettensitzes und seiner Einzelteile zu gewährleisten.

Werden aggressive oder kalklösende WC-Reiniger verwendet, **dürfen diese nie bei geschlossenem Toilettendeckel einwirken gelassen werden.**

Während des Einwirkens dieser Art von Reinigungsmitteln empfiehlt es sich, den Toilettendeckel offen zu lassen und erst wieder zu schließen, wenn der Reinigungsvorgang abgeschlossen und mindestens ein Spülgang vorgenommen worden ist.